



# VICTOR

## WALL-MOUNTED CONTROL STATION

Victor is a wall-mounted control station used for the control of industrial machines. This auxiliary control acts on the motor of the machine through a power interface, such as a contactor or relay or through PLC logic.

### DESIGN

Victor has an innovative design, where each graphic element is linked to a specific technical function. Its dimensions and shape are the result of careful analysis of the product ergonomic aspects, aimed at achieving a graphic style that blends in with modern industrial environments, making Victor user friendly and easy to integrate in the machine. Its compact dimensions and antislip grooves on the case make it easy to handle under any working conditions.

### FEATURES

Victor has been designed to facilitate wiring and maintenance: the switches are installed in the base of the control station, together with the inlet of the cable, and are separated from the actuators, installed on the cover; this drastically reduces time and costs for installation and maintenance down time. The emergency stop mushroom pushbutton complies with ISO13850 regulation and is equipped with positive opening NC switches.

### OPTIONS

Victor is available in configurations with 1 to 8 actuators, with 1NO or 1NC switches, LED voltage 24/48 V AC/DC or 110/230 V AC, and potentiometers.

The range includes actuators in various colours: one or two speed buttons, selector switches and key-operated switches in various actuation configurations, pilot lights, pulsed or latched mushroom pushbuttons with rotation or key-operated release. One-speed pushbuttons and selector switches are available in illuminated version in a range of colours.

Victor cable clamp can be installed at the top, at the bottom or on the rear panel of the control station. Victor is available also with magnetic mounting case.

Label sheets (symbols and lettering) are available to be applied to the upper cover near the actuators, according to customers' needs. Upon request Victor can be supplied with pushbuttons bearing two-colour moulded symbols, making the symbols permanent.

### MATERIALS

The 22.5 mm rubber pushbuttons ensure protection against dust penetration, to prevent them from becoming stuck when the control station is used in particularly harsh conditions.


All the materials and components used are weather resistant and guarantee protection of the unit against the penetration of water and dust.



**INDUSTRIAL  
LIFTING**



**CONSTRUCTION  
LIFTING**



**INDUSTRIAL  
AUTOMATION**



**STAGE  
TECHNOLOGY**

## STANDARDS - MARKINGS - HOMOLOGATIONS

- Conformity to Community Directives:
  - 2006/95/CE: Low Voltage Directive
  - 2006/42/CE: Machinery Directive
- Conformity to Standards:
  - EN 60204-1 Safety of machinery - Electrical equipment of machines
  - EN 60947-1 Low-voltage switchgear and controlgear
  - EN 60947-5-1 Low-voltage switchgear and controlgear - Control circuit devices and switching elements - Electromechanical control circuit devices


- EN 60947-5-5 Low-voltage switchgear and controlgear - Control circuit devices and switching elements - Electrical emergency stop device with mechanical latching function
- EN 60529 Degrees of protection provided by enclosures
- ISO13850 Safety of machinery - Emergency stop - Principles for design
- CSA-C22.2 No 14-13 - Industrial Control Equipment
- UL 508 - Industrial Control Equipment

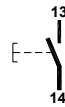
## GENERAL TECHNICAL SPECIFICATIONS

- Storage ambient temperature: -40°C/+80°C
- Operational ambient temperature: -40°C/+80°C
- Protection degree: IP 66 / IP 67 / IP 69K
- Insulation category: Class II
- Cable entry: cable clamp M20 x 1.5
- Operating positions: any position
- Mechanical life
  - 1 speed pushbutton: 10x10<sup>6</sup> operations
  - 2 speed pushbutton: 10x10<sup>6</sup> operations
  - illuminated pushbutton: 10x10<sup>6</sup> operations
- HALT test (data available on request)
- Markings and homologations: **CE** **cULus** **ETL** **SIL 1**
- UL Environmental Rating: (Victor grey and black) Type 1, 4 and 4X (Victor yellow) Type 1, 4 and 4X indoor use only

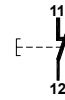
## TECHNICAL SPECIFICATIONS OF THE MICROSWITCHES

- Utilisation category: AC 15
- Rated operational current: 3 A
- Rated operational voltage: 250 Vac
- Rated thermal current: 10 A
- Rated insulation voltage: 300 Vac
- Mechanical life: 10x10<sup>6</sup> operations
- Terminal referencing: according to EN 50013
- Connections: screw-type terminals
- Wires: 2x0,5mm<sup>2</sup> - 2x1,5 mm<sup>2</sup> - 1x2,5 mm<sup>2</sup>
- Tightening torque: 0.5 Nm
- Markings and homologations: **CE** **UL** **CS**

The slow action switch PRSL1800PI has 1 NO contact, double break.  
 The slow action switch PRSL1801PI has 1 NC, double break.  
 All NC contacts are of the positive opening operation type .  
 The switches have the following reference for internal wiring.



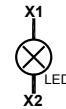
PRSL1800PI



PRSL1801PI

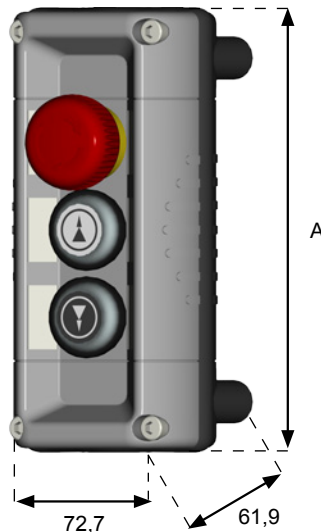
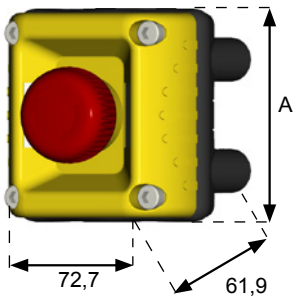
## TECHNICAL SPECIFICATIONS OF THE LEDs

- Electrical ratings PRSL1821PI: 110-240 Vac, 1.15-2.50 mA
- Electrical ratings PRSL1820PI: 24-48 Vac/dc, 1.30-2.70 mA
- Markings and homologations: **CE** **cULus**



PRSL1820PI / PRSL1821PI

## OVERALL DIMENSIONS (MM)



N° of buttons	Length (mm)
	A
1	72,9
2	122
3	152
4	182
6	242
8	302

The data and the products illustrated in this brochure may be modified without notice. Under no circumstances can their description have a contractual value.



**TER Tecno Elettrica Ravasi srl**

Via Garibaldi 29/31 - 23885 Calco (LC) - Italy

Registered Office - via San Vigilio 2 - 23887 Olgiate Molgora (LC) - Italy

Tel. +39 0399911011 - Fax +39 0399910445 - E-mail: info@terworld.com

**www.terworld.com**